

ifi

Groundhog

The **Groundhog** is a unique solution to a very common problem found in computer audio; NO Ground/Earth which every audio system requires to shield and also 'drain the noise' away. With no Ground/Earth, users report 'hum', 'buzz', 'interference' and related issues.

One needs to determine where best to add ONE Ground/Earth¹. Each system is unique, often it may take some experimentation to determine the optimal connection point:


GH1: IEC (earth pin only) > RCA (male)



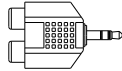
GH2: USB > RCA (female)



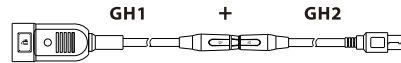
GH3: DC spade connector > RCA (female)



GH4: 3.5mm > RCA (female) L&R

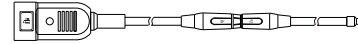


Note: An IEC Plug equipped Main Cable is required to make the connection with Mains Earth, this cable is not supplied as part of Groundhog.




- For a computer audio system, it is often best to use the USB > RCA (female) with the IEC > RCA (male) cable. Then add this adapter onto your IEC mains cable and connect to a wall socket with an active earth (GH1+GH2).

GH1 + GH3



- For systems that include switching mains power adapters (eg iUSB3.0/iPhono2) it may be best to directly earth the DC connection using the DC Spade connector (GH1 + GH3).

GH1



- Phonos, amplifiers, DACs and similar devices may be directly earthed (GH1) using any unused RCA socket (input or output sockets can be used).

GH1 + GH4



- Portable devices may be earthed via the 3.5mm plug connection if an unused 3.5mm connection is available. (GH1 + GH4)

¹Groundhog[®] cannot solve or improve issues caused by Earth/Ground loops (ie multiple Grounds/Earths as the Groundhog simply adds another!) iFi offers a number of isolation products to improve or solve Earth/Ground loop issues. If you are in doubt about the nature of the problem in your system, please open a support ticket via the iFi website and we will endeavor to look after you.

Specifications are subject to change without notice.

ifi-audio.com

Ver1.0

ifi

warranty

In order to activate the warranty for this iFi product, you must register with the iFi website.

Component :

Serial no:

Terms & Conditions

iFi guarantees that this iFi product shall be free from defects in materials and workmanship for a period of 1 year for parts and labour.

The warranty period begins at the date of retail sale by an authorized iFi distributor/dealer and is subject to the following requirements and understandings:

- It is the responsibility of the buyer within 30 days from the original sale, to register and activate the product warranty with the iFi website.
- The original invoice must be produced for authentication prior to any warranty claim.
- The iFi product must not have been modified in any manner whatsoever, or the warranty will immediately become void.
- The iFi warranty is only valid in the country of original sale.
- The product must not have been stored in a humid environment; nor subjected to weather, water, or saltwater spray.
- iFi shall not, under any circumstances, be liable for any incidental or consequential damages arising from the loss of property or other damage or losses due to the failure of an iFi product. iFi is not liable for loss of use or inconvenience caused by the failure of an iFi product. iFi is not liable for damage caused to other audio components because of the failure of an iFi product.
- During the warranty period, iFi will repair the product to working order, or, at iFi's discretion, replace the defective module with a similar available product.
- All repairs performed after expiry of the warranty period will be charged to the owner and will carry a 180-day warranty on parts and labour. The customer is responsible for shipping the unit to the iFi distributor in the original packaging. This includes the payment of any shipping charges and related taxes.
- Should any warranty issues arise, iFi's decision is full and final.

ifi-audio.com